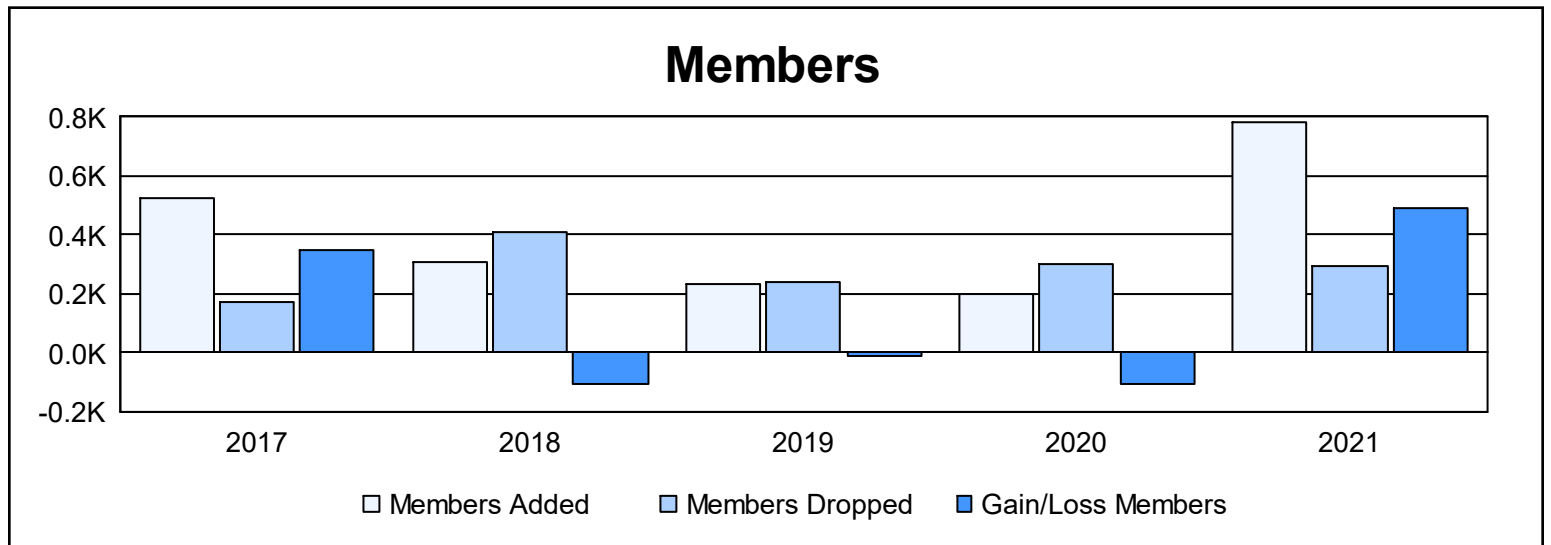
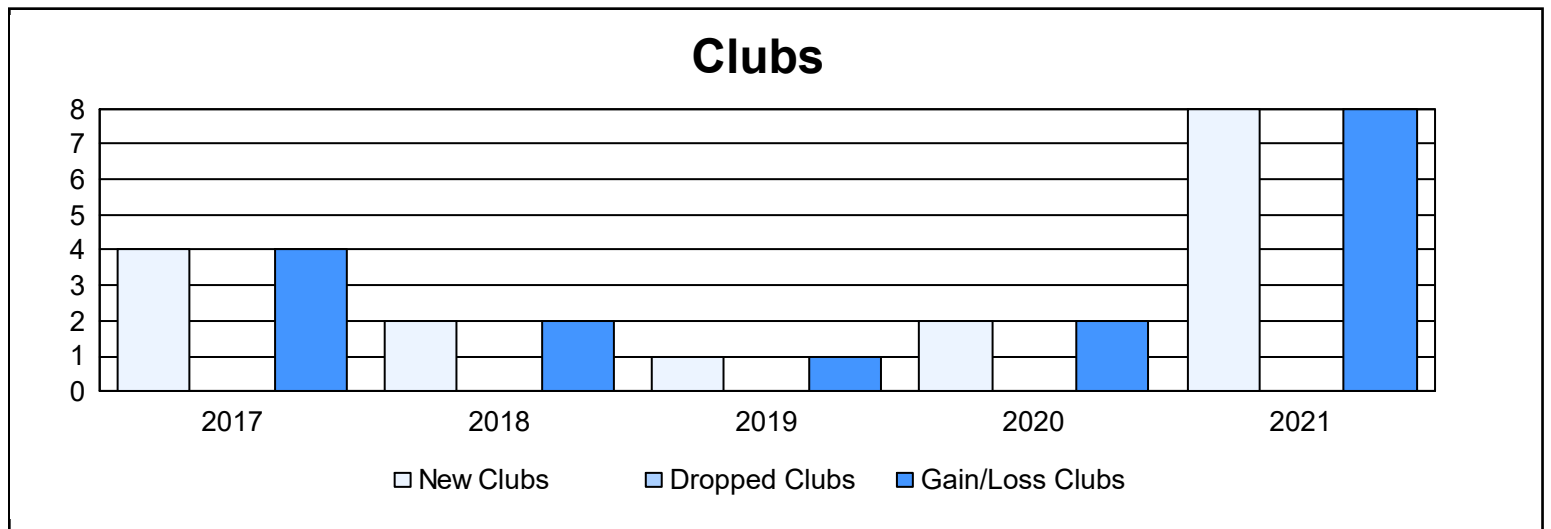
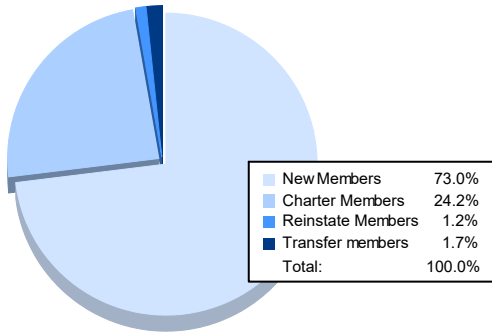


Year	New Clubs	Dropped Clubs	Gain/ Loss Clubs	New Members	Charter Members	Reinstate Members	Transfer Members	Total Member Added	Total Members Dropped	Gain/ Loss Members
2016-2017	4	0	4	392	119	8	5	524	174	350
2017-2018	2	0	2	261	27	15	3	306	412	-106
2018-2019	1	0	1	168	28	27	10	233	241	-8
2019-2020	2	0	2	127	50	13	6	196	301	-105
2020-2021	8	0	8	571	189	9	13	782	294	488
<b>Average</b>	<b>3</b>	<b>0</b>	<b>3</b>	<b>304</b>	<b>83</b>	<b>14</b>	<b>7</b>	<b>408</b>	<b>284</b>	<b>124</b>



### Membership Composition June 2021 Cumulative



### Gender Composition June 2021 Cumulative

